


SpectraBloom

Manual

lorre-mill.com/spectrabloom
chromaccord.net



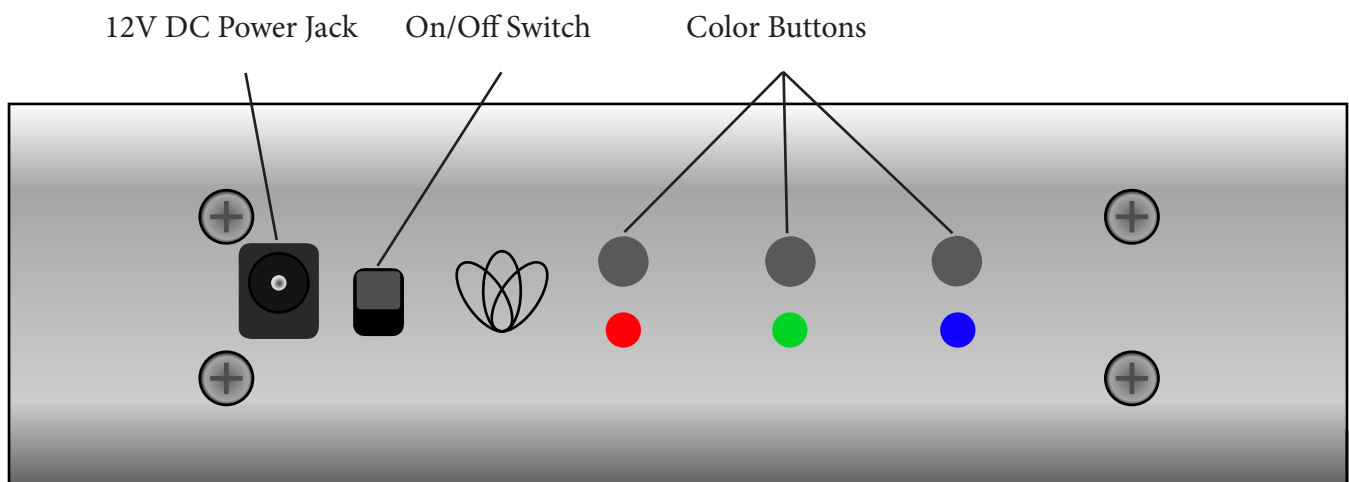
The SpectraBloom uses three ultra-bright colored LEDs to project light on any wall surface. When an object is placed between the lights and wall, shadows appear as an array of colors. A bouquet of flowers or a cluster of twigs can be used to make shadows that become a brilliant presence in the room. Household objects or artistic sculptures can be shadow-makers. The Spectrabloom can produce a great variety of effects and subtle color mixtures. Close to a wall it makes richly-hued images; when tilted up and pulled back, a lighter but larger image is splashed across the wall.

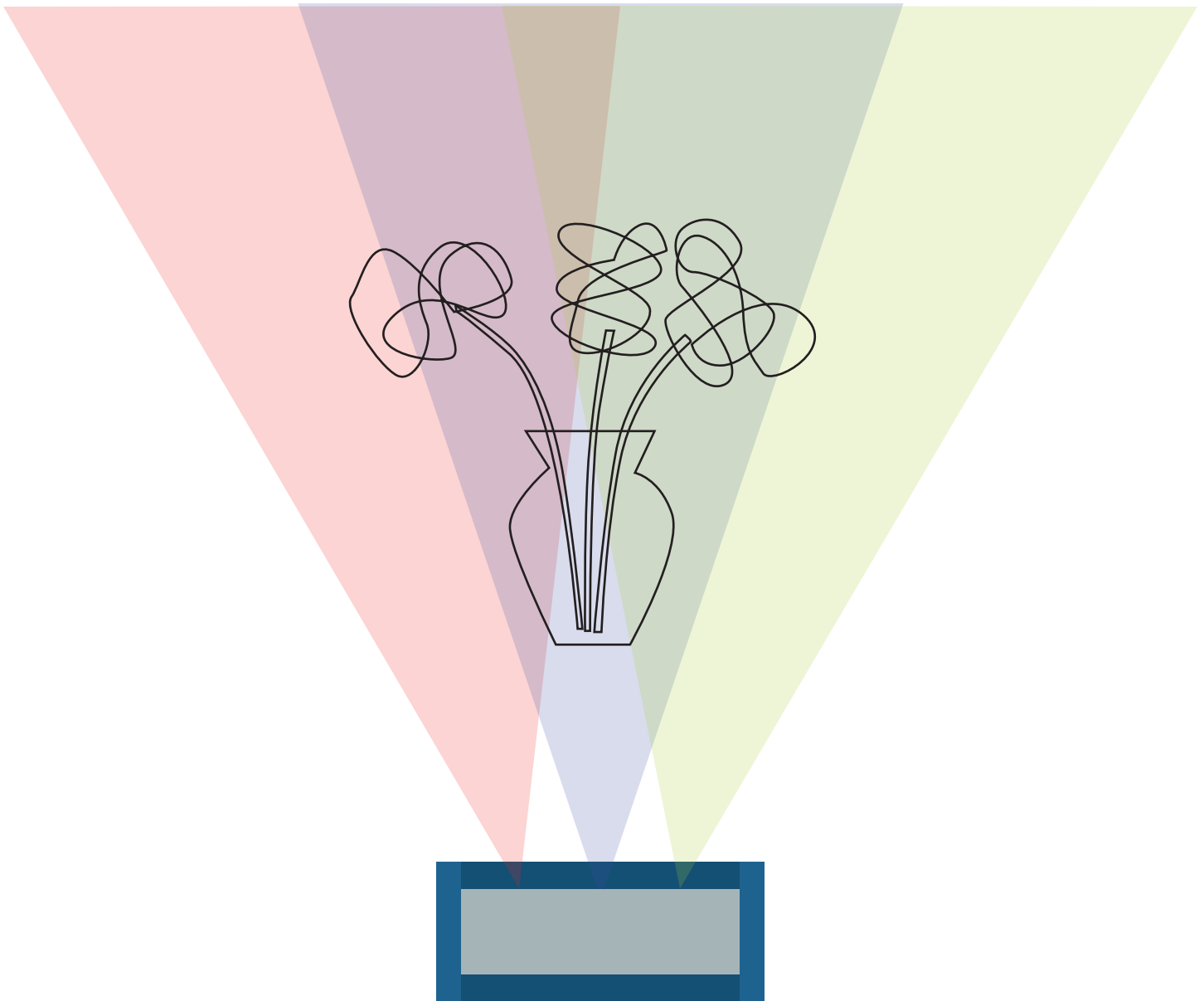
Enjoy

Full Conrad Mode - When you power on the SpectraBloom all colors will fade on. After all of the colors have reached full brightness they will begin to slowly fade in a random way. The fade speed of each LED can be altered by pressing and holding the corresponding color button. This is Full Conrad Mode.

Partial Conrad Mode - Hold one or two of the color buttons while you turn on the power switch. The buttons held at power-up become brightness controls. Holding one of these buttons causes the brightness of the corresponding color to fade up and down. When the button is released, the LED retains its brightness level.

Static Mixture Mode - All of the color buttons can be brightness controls. Hold all three color buttons at power-up. The LEDs will come to full brightness, and the buttons become brightness controls. Note: Conrad Mode is not only for interesting visual effects, it's for power conservation as well. In Static Mixture Mode with all LEDs at full brightness, the lamp consumes ~9.5W of power, in Full Conrad Mode the lamp consumes ~4.5W.





To showcase the effects of this chromatic illuminator, place it a few feet from a white or pastel wall in a dimly lit room. Place any object which may cast an interesting shadow between the lamp and the wall. Experiment with the distance of the lamp to the wall and the orientation of the shadow-maker.

-----**WARNING!**-----

When powering on the SpectraBloom, be sure that it is pointed at the wall, the LEDs are **VERY BRIGHT!** and can be harmful if stared at directly.

-Do not leave the SpectraBloom on for long periods unattended.

-For indoor use only.

-Use only the supplied power adapter, or one with equivalent specifications. (12V 1A center positive 2.1mm x 5.5m)